



MEGA AIR PURIFIER SERIES

AP-1500D

AP-1800D

AP-2500D

MEGA Pro HEPA Air Purification Systems for busy indoor spaces.

USER MANUAL



TABLE OF CONTENTS

- 4** Safety Precautions Overview
- 5** Unit Breakdown
- 6** Product Setup
Recommendations for best performance
- 9** Easy Transportation/Storage
- 8-9** Air Scrubbers
Control Panel Features
- 10-11** Filter Maintenance

WE APPRECIATE YOU CHOOSING XPOWER!

You are now the proud owner of the MEGA Air Purification System that removes contaminants from the air in a room to improve indoor air quality.

Continue reading to learn how these products work and how to set things up.



AP-2500D
DC Brushless Motor Commercial
HEPA Air Filtration System

Powerful enough for the biggest remediation/construction site and quiet enough for school or business.



AP-1800D
DC Brushless Motor Commercial
HEPA Air Filtration System

Perfect for medium spaces like conference rooms and classrooms.




AP-1500D
DC Brushless Motor Commercial
HEPA Air Filtration System

All the attributes of your traditional large volume air scrubber but in a smaller footprint with the technology advancements and ultra-quiet features to be used as an all-day HEPA filtration system.

SAFETY PRECAUTION INSTRUCTIONS

WARNING! READ ALL INSTRUCTIONS BEFORE USING THIS APPLIANCE TO REDUCE THE RISK OF FIRE, ELECTRIC SHOCK, OR INJURY. PLEASE SAVE IT FOR REFERENCE.

- This appliance is not intended for use by persons (including children) with reduced physical, sensory, metal capabilities, or lack of experience and knowledge unless they have been given supervision or instruction concerning the use of the appliance by a person responsible for their safety.
- Always disconnect the appliance from the power supply before maintenance.
- Do not attempt to open or service the appliance yourself. Service must be done by the manufacturer or service agent.
- Ensure that the power cable and the power plug are not at risk of getting damaged. A damaged power cable must always be replaced by the manufacturer or service agent to avoid hazards.
- If the appliance is damaged or is malfunctioning, turn it off, disconnect it from the power supply, and contact XPOWER.
- When disconnecting the unit from the power supply, do not pull on the power cord



- Do not use an extension cord or a power strip. Refer to the rating label on your appliance.
- Do not allow objects to enter or block the air inlets and air outlets, as this can cause electric shock or damage the appliance.
- Do not place any objects on top of or directly against the appliance.
- Keep the appliance, including the power cable, away from heated surfaces and open fire.
- Keep the appliance and power plug away from water and other liquids.
- Keep the appliance and power plug away from chemicals such as pesticides and deodorants.
- Do not use the appliance outdoors or in wet environments such as bathrooms, laundry rooms, or pool areas.

AP-2500D

Consists of the following:



PRE FILTER



PLEATED MEDIA FILTER



HEPA FILTER



ACTIVE CARBON FILTER
(Optional for AP-2500D)

AP-1800D

- (1) Pre-Filter
- (1) Pleated Filter
- (1) Carbon Filter
- (1) HEPA Filter

AP-1500D

- (1) Nylon Mesh
- (1) Pleated Filter
- (1) Carbon Filter
- (1) HEPA Filter



HOW TO SETUP

PURIFICATION

HEPA Air Scrubber

The air purifier removes contaminants from the air in a room to improve indoor air quality.

The filtration system is continuously inspected and monitored to ensure that it is purifying the air particles.

RECOMMENDATIONS FOR BEST PERFORMANCE

Use the air purifier in a room that does not exceed the room size recommendation.

Place the air purifier in a location where air can circulate freely in, out, and around the air purifier.

Do not place the air purifier closer than 10 cm (4 inches) to another object.

Keep doors and windows in the room with the air purifier closed during operation.

Only use original Blueair filters.

Change the primary filter when the filter replacement indicator appears on the control panel.

Follow the maintenance instructions in this user manual.



Easy Transportation and Storage

Trolley Handle

Kick Plate

Storage Compartment

Soft Ride Wheels



TOLL FREE: 1-855-855-8868

HOW TO USE

AIR PURIFICATION: HEPA AIR SCRUBBERS

The AP-2500D has the ability to eliminate 99.97 percent of virus-size particles and airborne pollutants from a 2,000-square-foot space twice every hour.

- > **Step 1**
Place the air scrubber near a corner, facing the air output towards the room.
- > **Step 2**
Connect the unit to a nearby outlet.
- > **Step 3**
To begin the purifying process, set the desired speed.
- > **Step 4**
The commercial-grade HEPA air scrubber will draw airborne contaminants from the surrounding area and pass it through several filters, removing up to 99.97% of 0.3 micron-sized particles, improving health, safety, and comfort.



SMART USER INTERFACE

12A CIRCUIT BREAKER

Helps shut down the unit and protect the electrical circuit from doing damage.

PM2.5 AIR QUALITY

The PM2.5 digital display reads and monitors the room's air filtration.

Air Quality Level (PM 2.5)

When this monitor blinks, it indicates the Air Quality Sensor is now preparing for detection.

- Good
- Moderate
- Unhealthy

ON/OFF SWITCH

Press the button to turn the air purifier on

SPEED CONTROL

Variable speed allows you to control how quickly the air purifier filters the air in the room.

PRESSURE GAUGE

Monitors the filter's status; pressure drops when the air is blocked or it's time to change the filters. Before usage, make sure it's on "0."



MAINTENANCE INSTRUCTIONS

When not in use, unplug and uninstall power cords and extensions. Store the appliance in a dry and cool indoor place. Make sure it's out of reach of children.

- Use a damp cloth to wipe the surface of the housing. Do not clean the unit with water directly.
- Check if the grille covers are clean. Remove dirt or objects that could block the air inlet and air outlet.

3 - 4 STAGE FILTRATION FILTERS

PRE-FILTER

Captures large particles.

PLEATED



Traps medium-sized particles, such as visible dust.

ACTIVATED CARBON FILTER (Optional For AP-2500D)

Assists in eliminating odors and volatile organic compounds (VOCs).

HEPA Filter

HEPA-rated filter helps eliminate 99.97% of particles down to 0.3 microns in size.



Nylon Mesh Filter
(AP-1500D Only)



Pre Filters



Pleated Media Filter



Activated Carbon Filter



HEPA Filter

FILTER MAINTENANCE INSTRUCTIONS

➤ WASHABLE NYLON FILTERS

Using a vacuum or a clean cloth, remove any loose particles. After that, wash with water. Please remove any remaining water with a cloth and allow it to air dry.

➤ PRE FILTERS

Using a vacuum or a clean cloth, remove any loose particles. After that, wash with water. Please remove any remaining water with a cloth and allow it to air dry.

➤ PLEATED MEDIA FILTER

This filter is not washable. Use a vacuum to remove loose debris.

➤ ACTIVATED CARBON FILTER

This filter is not washable. Use a vacuum to remove loose debris. Lay it flat on a clean and dry surface under the sun for 3 hours to help remove any absorbed substances.

➤ HEPA FILTER

This filter is not washable or reusable. Cleaning the HEPA filter, which traps extremely concentrated particles, can be hazardous to human health and damage the environment. Remove the HEPA filter, and place it in a disposable bag for safety when discarding it.



The pressure gauge monitors the filter's status. The pressure drops when the air is blocked or it's time to change the filters.



FC Website



AP-2500D Video



Warranty Registration Page



668 South 6th Avenue
City of Industry, CA 91746



info@xpower.com



1.855.855.8868



www.xpower.com